

# SL16C Venetian

ScreenLine® SL16C Venetian is a magnetic system with manual operation (raising and tilting function) for venetian blinds incorporated within 16-mm insulating glass units.

The external magnetic device applied on the glass by means of high-resistance adhesive tape contains a cord loop and a magnet that is perfectly interfaced with the magnetic joint of the internal drive, which is completely housed inside the head rail. The movement provided to the cord enables the rotation of the magnets that activate the blind.

The cord is kept under tension by means of a special cord tensioner applied on the glass.


SL16C is particularly suited to the residential sector, although there are actually no limits to its application.

It ensures with time the insulating properties of the double or triple glazing unit, notably protection from dirt or weather conditions. The integrated unit can be fitted into the window frame like standard insulating glass.

The system is supplied with warm edge spacer bars as standard.




## COLOUR RANGE



S102  
white

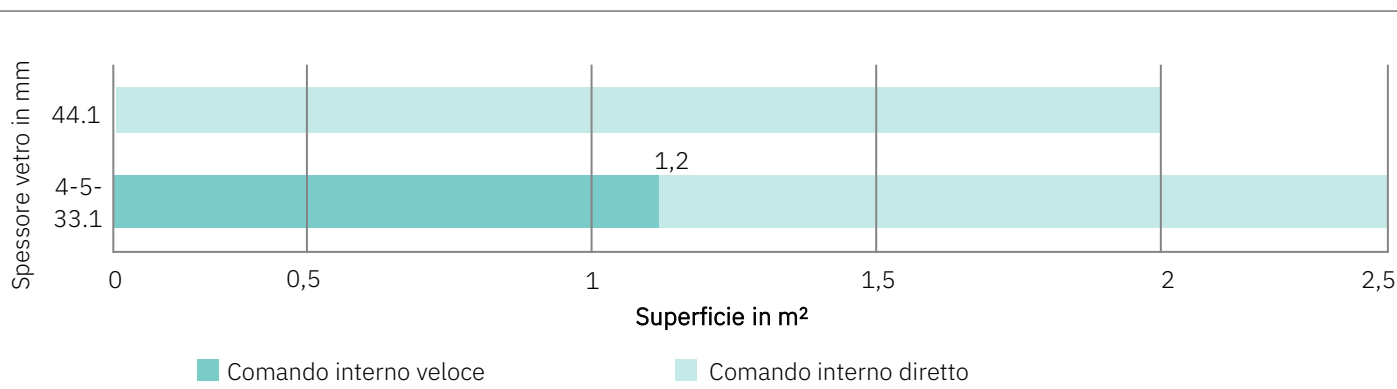


S149  
cream



S157  
grey

## FEASIBILITY CHARTS



### Dimensioni realizzabili

L min = 300 mm    L max = 1200 mm  
H min = 300 mm    H max = 2200 mm

### Altezza massima realizzabile in funzione della larghezza

con L da 300 a 370 mm    H max = 1500 mm\*  
con L da 371 a 1200 mm    H max = 2200 mm\*\*

\* Fino a H 2200 mm realizzabile con tenda solo orientamento con fondale bloccato (SL16A)

\*\* Per superfici da 2,51 m² (2,01 m² con vetro interno 44.1) a 2,64 m² realizzabile solo orientamento con tenda fornita impacchettata